



Metric: 1.4.1

‘Feedback Report on the Syllabus by Alumni’

Academic Session: 2020-2021



DON BOSCO COLLEGE

P. B. 191, JOLLANG, ITANAGAR – 791 111, ARUNACHAL PRADESH

Office: 9366933653 / 8258827027; Principal (M) +91-7642035958

Email: dbcitanagar@gmail.com / principaldbcita@gmail.com

Web: - www.dbcitanagar.ac.in

ALUMNI FEEDBACK

2020-2021

Any institutions' alumni are keys to its growth. The success of the institution is determined by the extent of commitment and contribution the alumni delivers to the institution, and subsequently pave the way for the overall development and improvement of the society and nation. The following are the outcome of feedback obtained and analyzed for the year 2020-21.

1. Proud to be an alumnus/ alumna of Don Bosco College, Itanagar, Arunachal Pradesh

| Particulars | Percentage (%) | Frequency (Nos.) |
|--------------------|-----------------------|-------------------------|
| Strongly Agree | 48.2% | 92 |
| Agree | 44.0% | 84 |
| Neutral | 7.9% | 15 |
| Disagree | 0.0% | 0 |
| Strongly Disagree | 0.0% | 0 |
| Total | 100% | 191 |

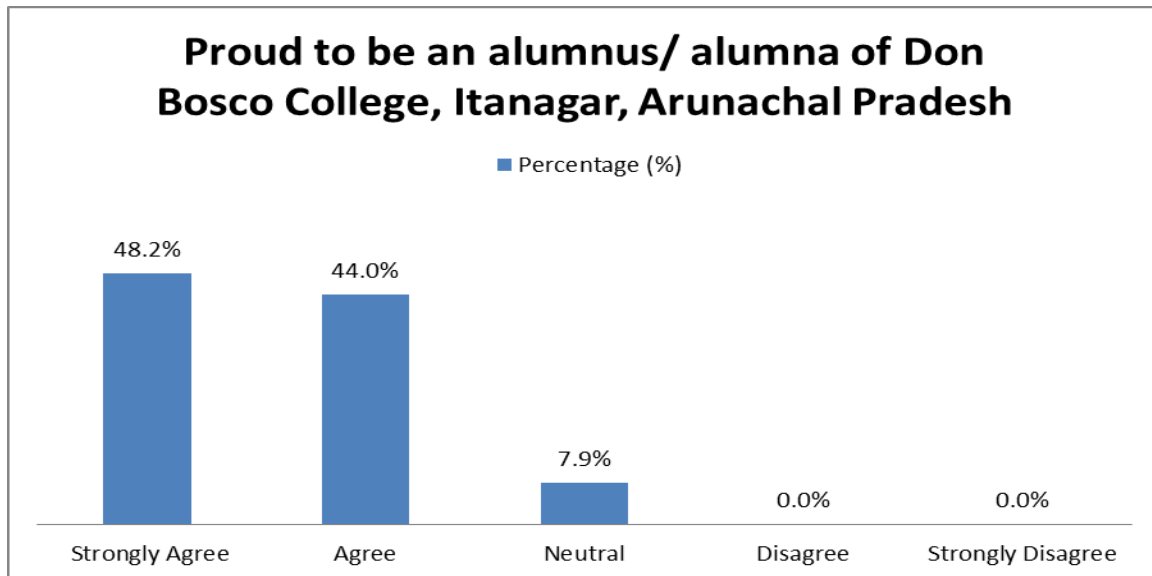


Figure 1: Whether Proud to be an alumnus/ alumna of Don Bosco College, Itanagar, Arunachal Pradesh

From figure 1 it is revealed that out of 191 students, 48.2% of students strongly agree that they are proud to be an alumnus/ alumna of Don Bosco College, Itanagar, Arunachal Pradesh, 44.0% are agree on it, 7.9% neutral, 0.0% disagree and 0.0% strong disagree on it.



2. The education received from college is useful for career

| Particulars | Percentage (%) | Frequency (Nos.) |
|-------------------|----------------|------------------|
| Strongly Agree | 36.6% | 70 |
| Agree | 51.8% | 99 |
| Neutral | 11.0% | 21 |
| Disagree | 0.5% | 1 |
| Strongly Disagree | 0.0% | 0 |
| Total | 100% | 191 |

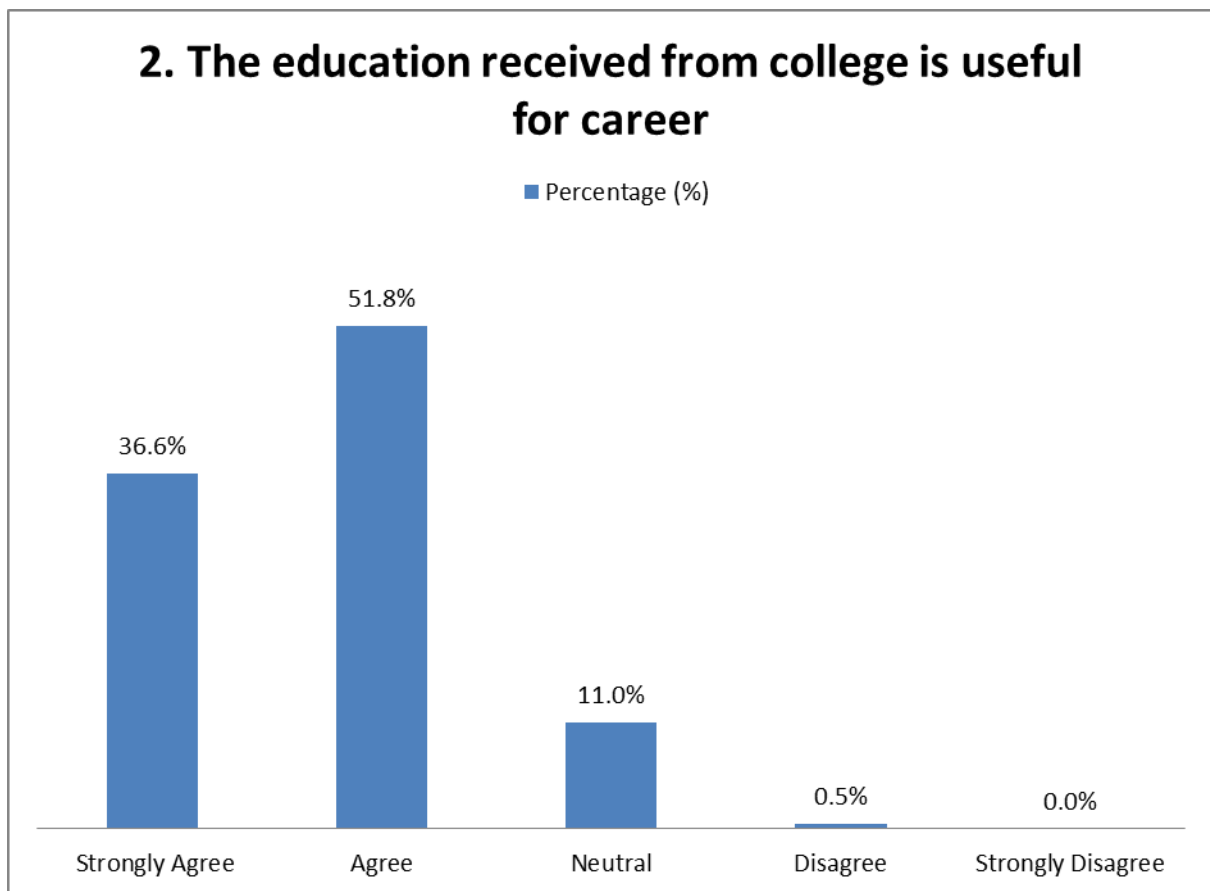


Figure 2: Whether the education received from college is useful for career

From figure 2 it is revealed that out of 191 students, 36.6% of students strongly agree that the education received from college is useful for career, 51.8% are agree on it, 11.0% neutral, 0.5% disagree and 0.0% strong disagree on it.



3. Appreciating the management of the college for the development of the college

| Particulars | Percentage (%) | Frequency (Nos.) |
|--------------------|-----------------------|-------------------------|
| Strongly Agree | 30.9% | 59 |
| Agree | 54.5% | 104 |
| Neutral | 13.6% | 26 |
| Disagree | 1.0% | 2 |
| Strongly Disagree | 0.0% | 0 |
| Total | 100% | 191 |

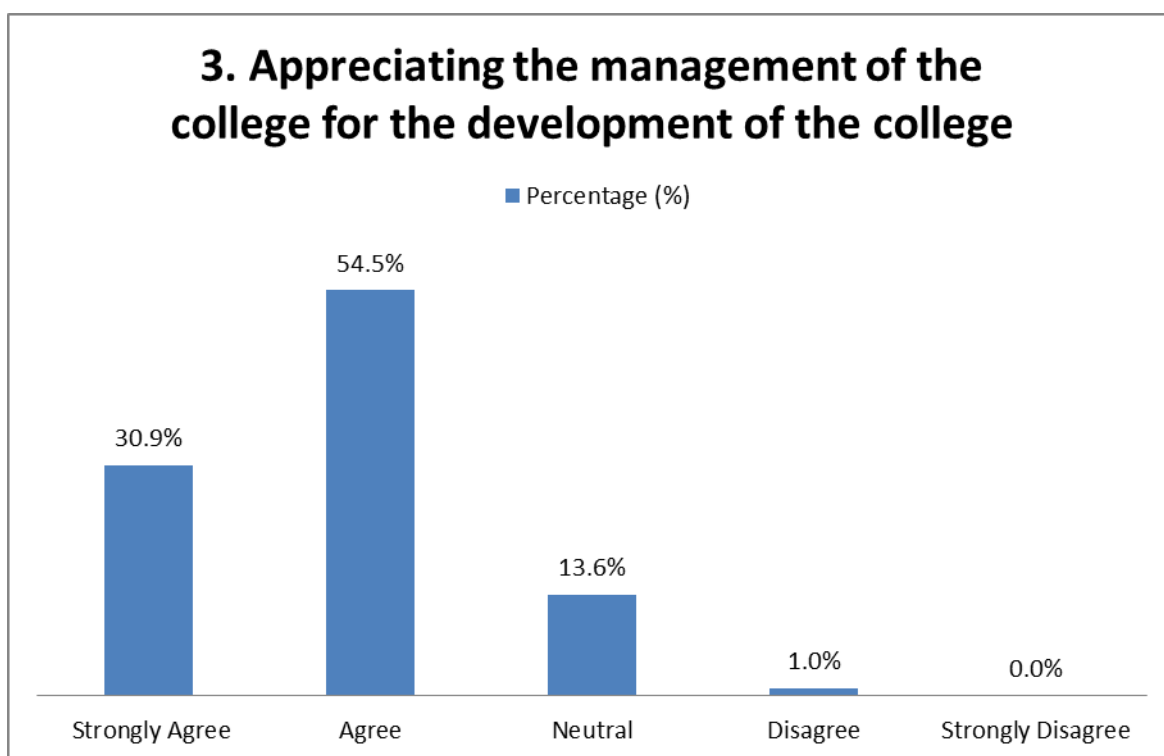


Figure 3: Whether appreciating the management of the college for the development of the college

From figure 3 it is revealed that out of 191 students, 30.9% of students strongly agree that they appreciate the management of the college for the development of the college, 54.5% are agree on it, 13.6% neutral, 1.0% disagree and 0.0% strong disagree on it.



4. The alumni to be/ are involved in the activities of the college

| Particulars | Percentage (%) | Frequency (Nos.) |
|-------------------|----------------|------------------|
| Strongly Agree | 28.8% | 55 |
| Agree | 53.4% | 102 |
| Neutral | 16.2% | 31 |
| Disagree | 1.0% | 2 |
| Strongly Disagree | 0.5% | 1 |
| Total | 100% | 191 |

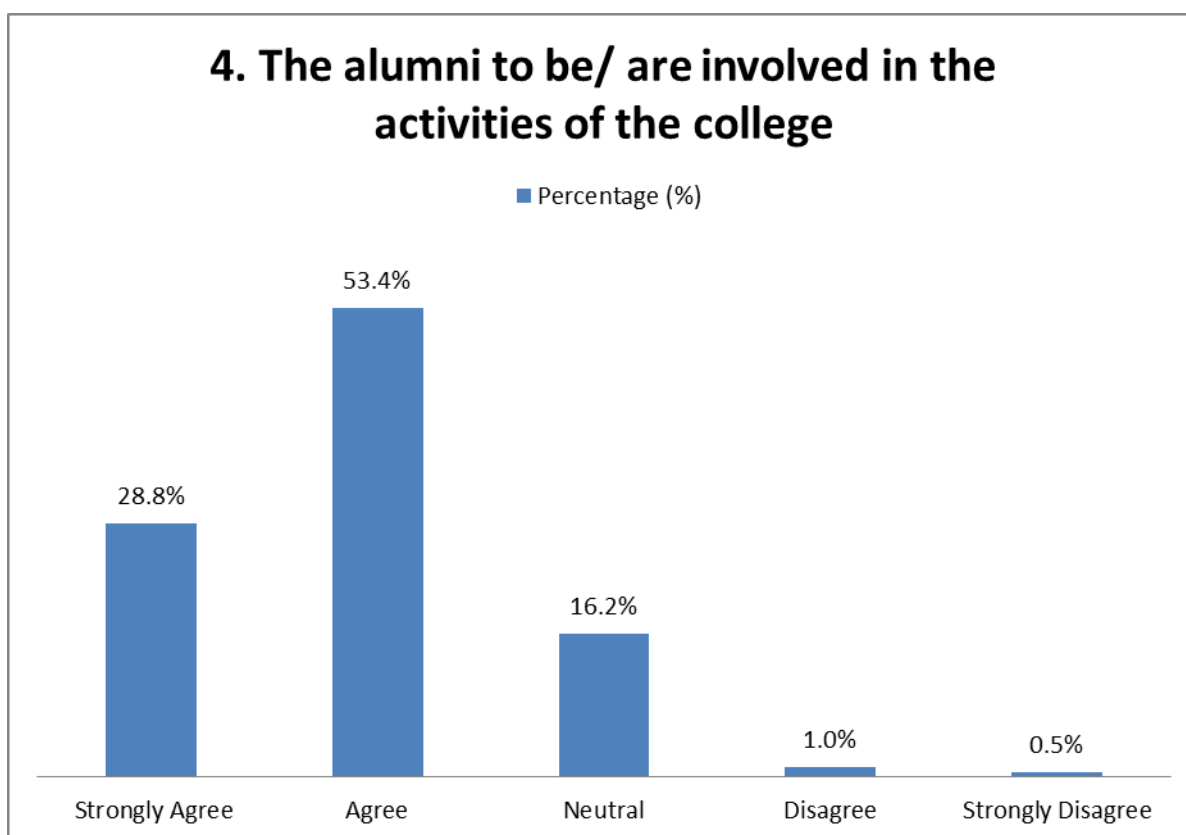


Figure 4: Whether alumni to be/ are involved in the activities of the college

From figure 4 it is revealed that out of 191 students, 28.8% of students strongly agree that alumni to be/ are involved in the activities of the college, 53.4% are agree on it, 16.2% neutral, 1.0% disagree and 0.5% strong disagree on it.



5. The college engages/ should engage the alumni in strengthening the academic progress of the college

| Particulars | Percentage (%) | Frequency (Nos.) |
|-------------------|----------------|------------------|
| Strongly Agree | 21.6% | 41 |
| Agree | 57.4% | 109 |
| Neutral | 20.0% | 38 |
| Disagree | 1.0% | 2 |
| Strongly Disagree | 0.0% | 0 |
| Total | 100% | 190 |

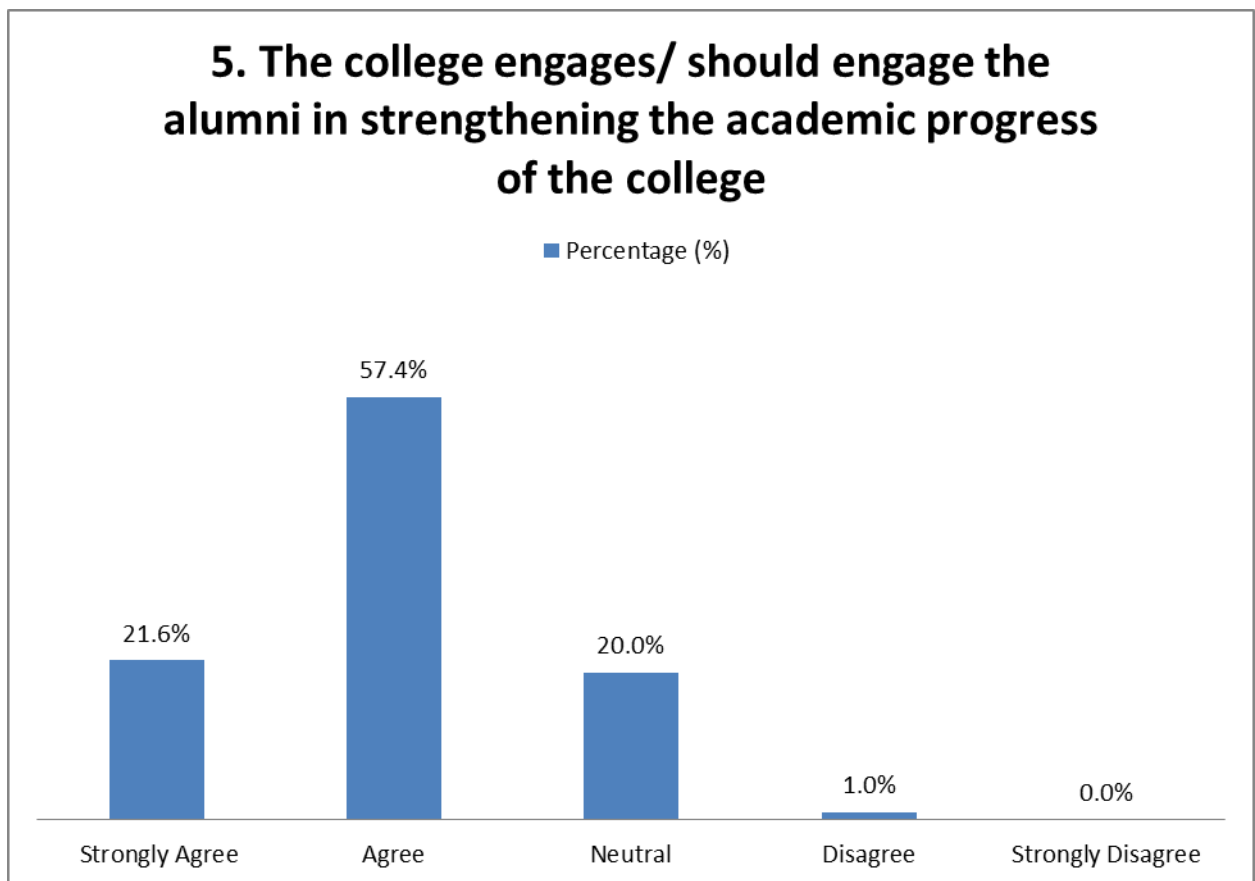


Figure 5: Whether the college engages/ should engage the alumni in strengthening the academic progress of the college

From figure 5 it is revealed that out of 190 students, 21.6% of students strongly agree that the college engages/ should engage the alumni in strengthening the academic progress of the college, 57.4% are agree on it, 20.0% neutral, 1.0% disagree and 0.0% strong disagree on it.



6. Annual interactive meeting of alumni in the college will be/is helpful for personal and professional growth

| Particulars | Percentage (%) | Frequency (Nos.) |
|-------------------|----------------|------------------|
| Strongly Agree | 26.3% | 50 |
| Agree | 54.7% | 104 |
| Neutral | 16.3% | 31 |
| Disagree | 2.1% | 4 |
| Strongly Disagree | 0.5% | 1 |
| Total | 100% | 190 |

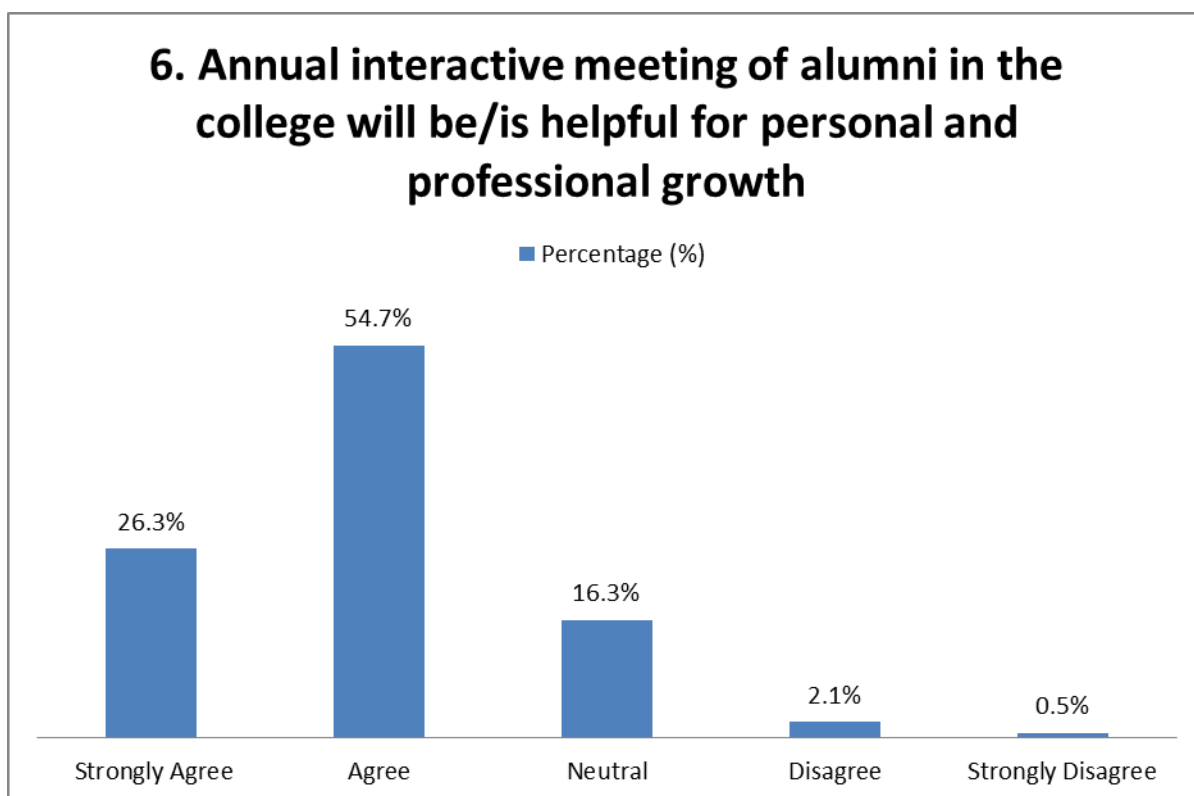


Figure 6: Whether the Annual interactive meeting of alumni in the college will be/is helpful for personal and professional growth

From figure 6 it is revealed that out of 190 students, 26.3% of students strongly agree that the Annual interactive meeting of alumni in the college will be/is helpful for personal and professional growth, 54.7% are agree on it, 16.3% neutral, 2.1% disagree and 0.5% strong disagree on it.



7. The certificate courses offered by the college broadens mental horizon

| Particulars | Percentage (%) | Frequency (Nos.) |
|--------------------|-----------------------|-------------------------|
| Strongly Agree | 18.8% | 36 |
| Agree | 57.1% | 109 |
| Neutral | 20.9% | 40 |
| Disagree | 2.6% | 5 |
| Strongly Disagree | 0.5% | 1 |
| Total | 100% | 191 |

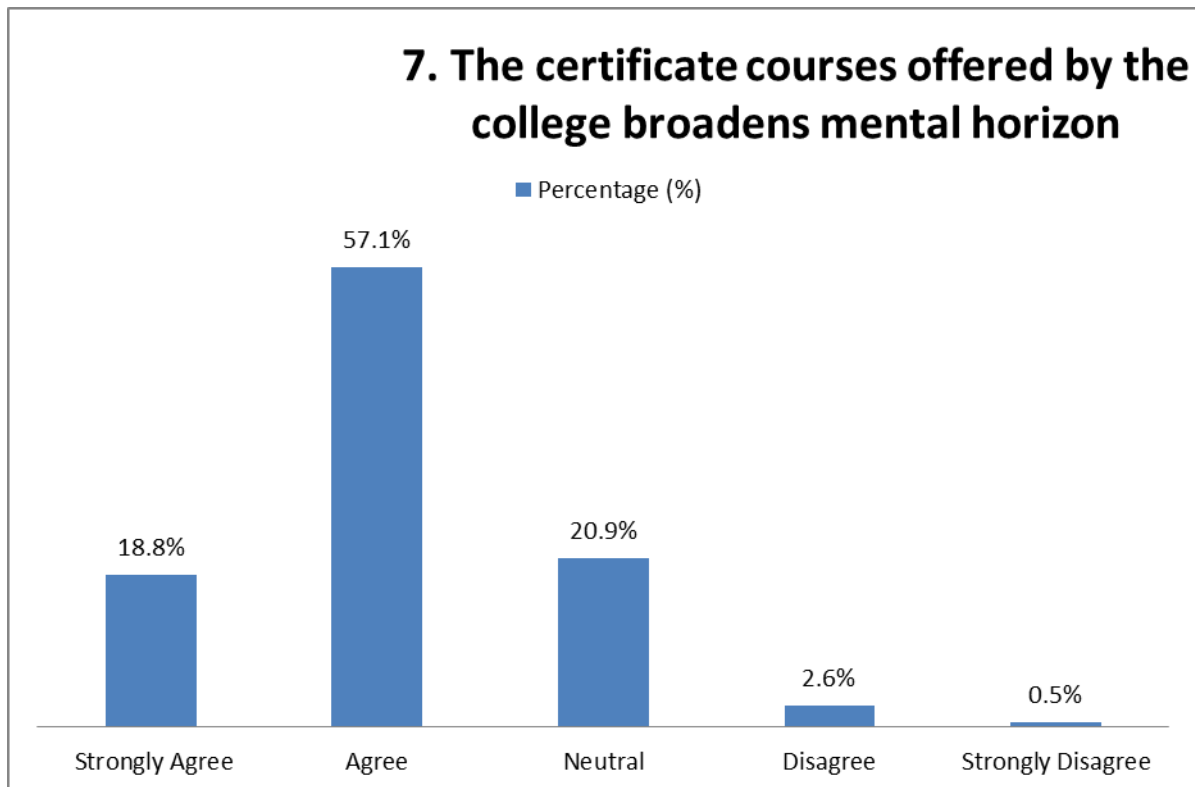


Figure 7: Whether the certificate courses offered by the college broadens mental horizon

From figure 7 it is revealed that out of 191 students, 18.8% of students strongly agree that the certificate courses offered by the college broadens mental horizon, 57.1% are agree on it, 20.9% neutral, 2.6% disagree and 0.5% strong disagree on it.



8. The curriculum is able to equate to the standards of reputed institutes of higher education

| Particulars | Percentage (%) | Frequency (Nos.) |
|-------------------|----------------|------------------|
| Strongly Agree | 21.6% | 41 |
| Agree | 55.3% | 105 |
| Neutral | 21.1% | 40 |
| Disagree | 1.1% | 2 |
| Strongly Disagree | 1.1% | 2 |
| Total | 100% | 190 |

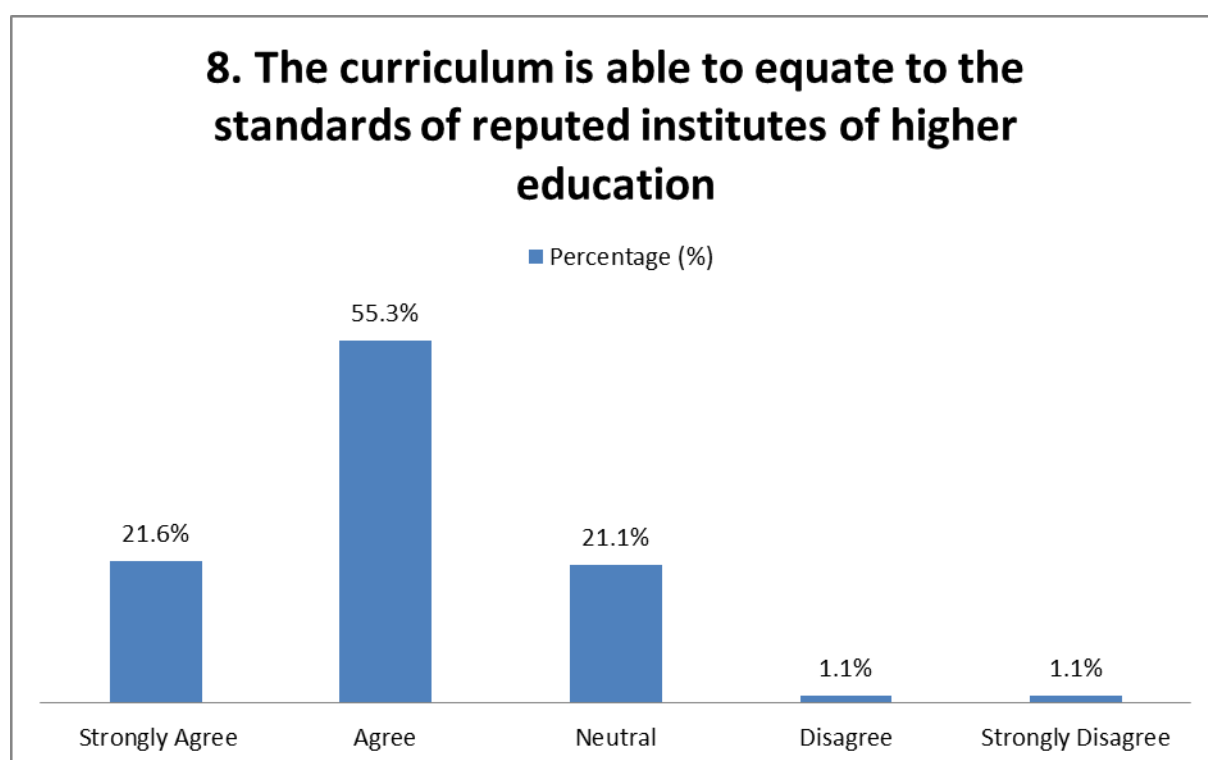


Figure 8: Whether the curriculum is able to equate to the standards of reputed institutes of higher education

From figure 8 it is revealed that out of 190 students, 21.6% of students strongly agree that the curriculum is able to equate to the standards of reputed institutes of higher education, 55.3% are agree on it, 21.1% neutral, 1.1% disagree and 1.1% strong disagree on it.



9. The syllabus covers central concepts and offers students adequate awareness of the fundamentals

| Particulars | Percentage (%) | Frequency (Nos.) |
|-------------------|----------------|------------------|
| Strongly Agree | 19.9% | 38 |
| Agree | 57.1% | 109 |
| Neutral | 20.9% | 40 |
| Disagree | 2.1% | 4 |
| Strongly Disagree | 0.0% | 0 |
| Total | 100% | 191 |

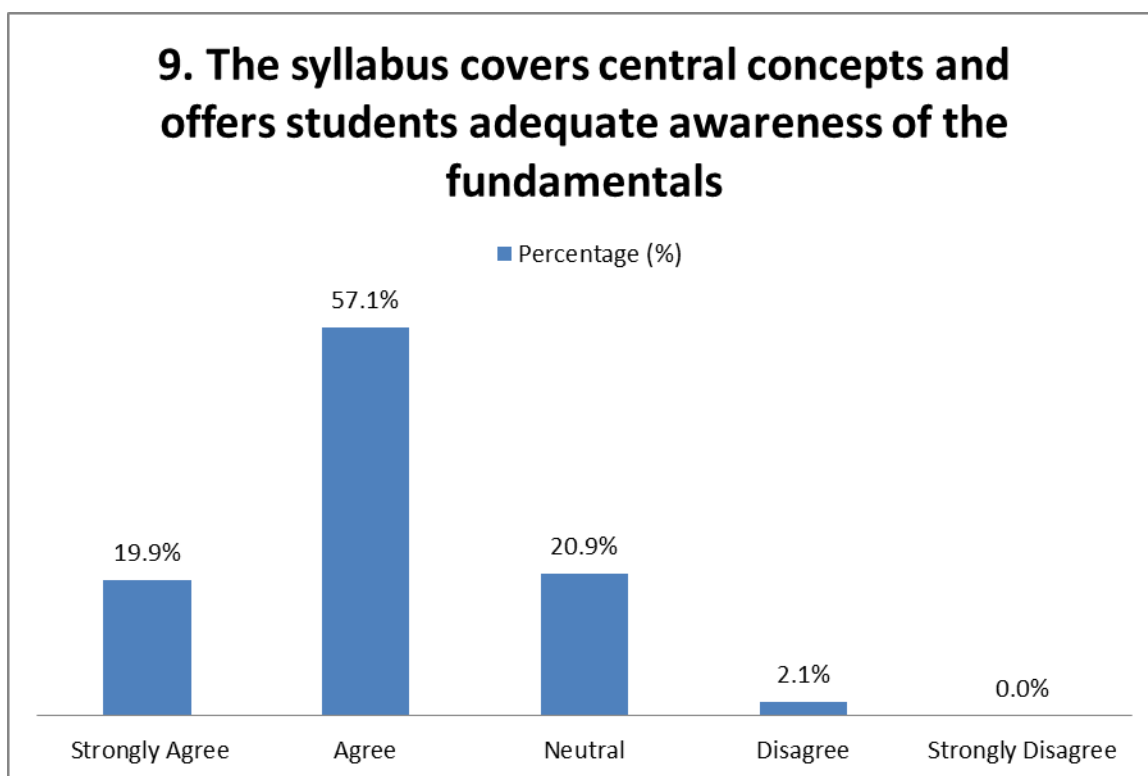


Figure 9: Whether the syllabus covers central concepts and offers students adequate awareness of the fundamentals

From figure 9 it is revealed that out of 191 students, 19.9% of students strongly agree that the syllabus covers central concepts and offers students adequate awareness of the fundamentals, 57.1% are agree on it, 20.9% neutral, 2.1% disagree and 0.0% strong disagree on it.



10. The courses in the syllabus are relevant in application to the real world

| Particulars | Percentage (%) | Frequency (Nos.) |
|-------------------|----------------|------------------|
| Strongly Agree | 18.9% | 36 |
| Agree | 62.1% | 118 |
| Neutral | 16.8% | 32 |
| Disagree | 2.1% | 4 |
| Strongly Disagree | 0.0% | 0 |
| Total | 100% | 190 |

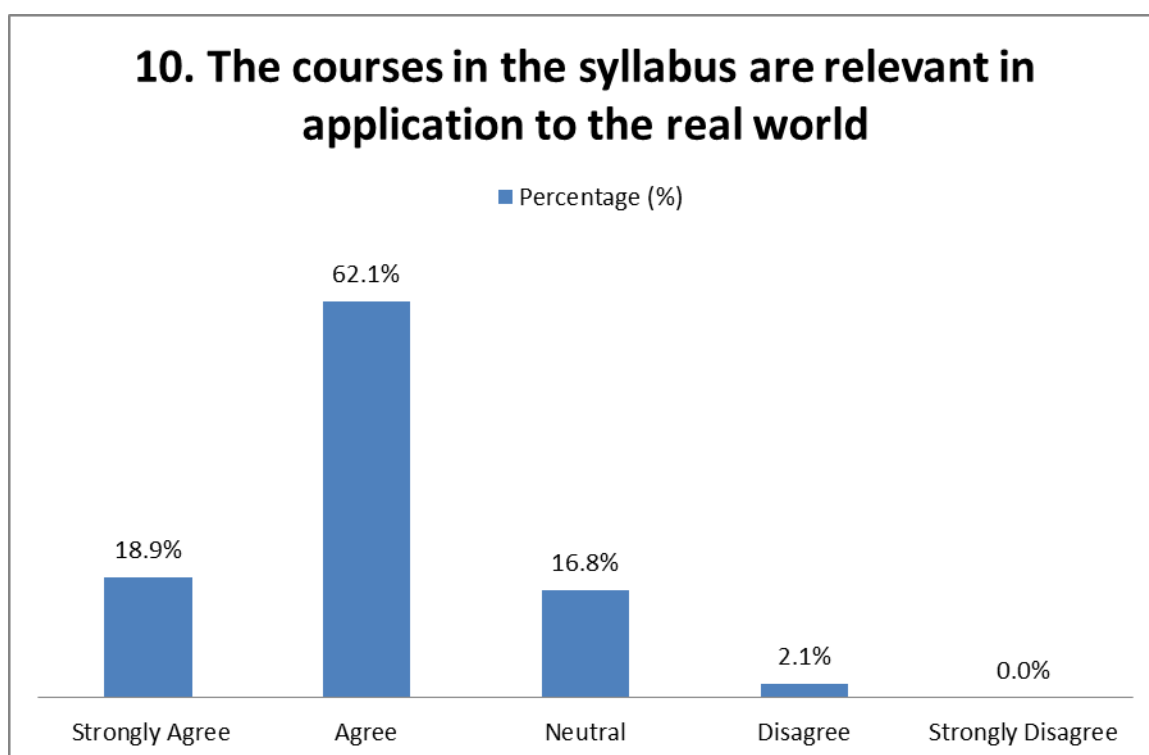


Figure 10: Whether the courses in the syllabus are relevant in application to the real world

From figure 10 it is revealed that out of 190 students, 18.9% of students strongly agree that the courses in the syllabus are relevant in application to the real world , 62.1% are agree on it, 16.8% neutral, 2.1% disagree and 0.0% strong disagree on it.



11. The various courses in the curriculum instill values in terms of ethics, sensitivity towards social and environmental issues, etc.

| Particulars | Percentage (%) | Frequency (Nos.) |
|-------------------|----------------|------------------|
| Strongly Agree | 16.8% | 32 |
| Agree | 63.9% | 122 |
| Neutral | 17.8% | 34 |
| Disagree | 1.6% | 3 |
| Strongly Disagree | 0.0% | 0 |
| Total | 100% | 191 |

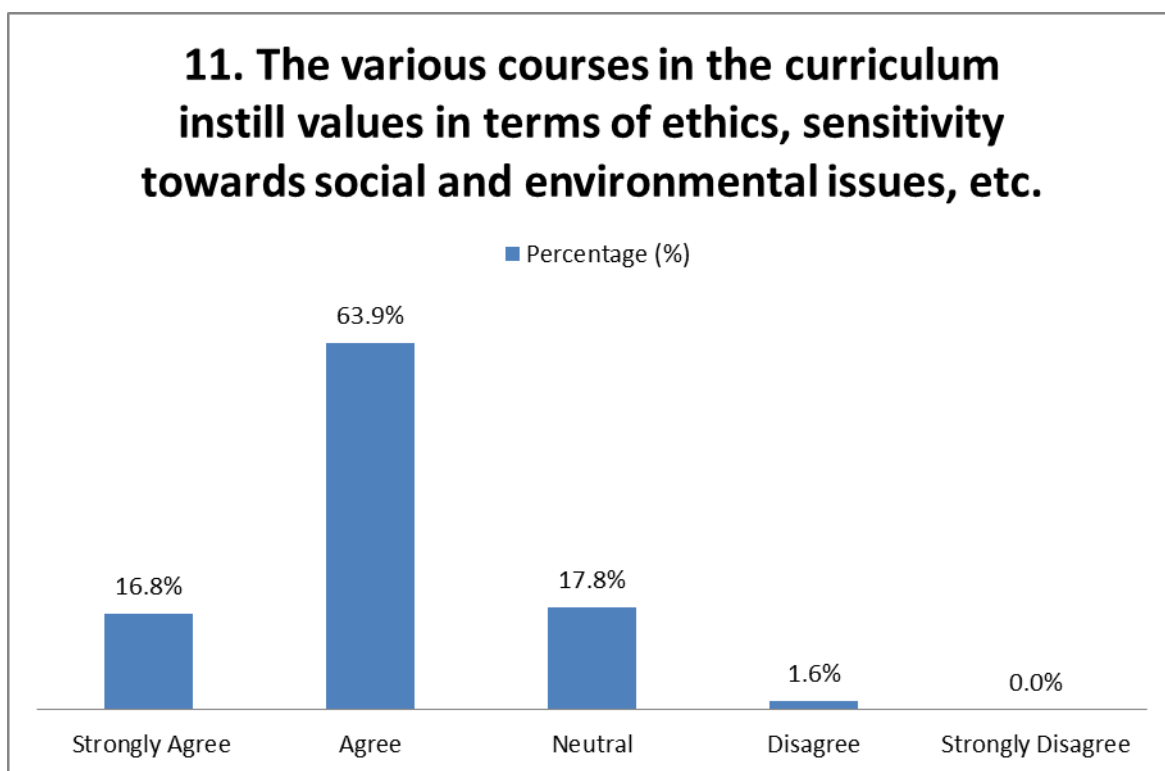


Figure 11: Whether the various courses in the curriculum instill values in terms of ethics, sensitivity towards social and environmental issues, etc.

From figure 11 it is revealed that out of 191 students, 16.8% of students strongly agree that various courses in the curriculum instill values in terms of ethics, sensitivity towards social and environmental issues, etc., 63.9% are agree on it, 17.8% neutral, 1.6% disagree and 0.0% strong disagree on it.

12. The courses in the syllabus have enhanced competency in knowledge and skills

| Particulars | Percentage (%) | Frequency (Nos.) |
|-------------------|----------------|------------------|
| Strongly Agree | 19.5% | 37 |
| Agree | 58.9% | 112 |
| Neutral | 21.1% | 40 |
| Disagree | 0.0% | 0 |
| Strongly Disagree | 0.5% | 1 |
| Total | 100% | 190 |

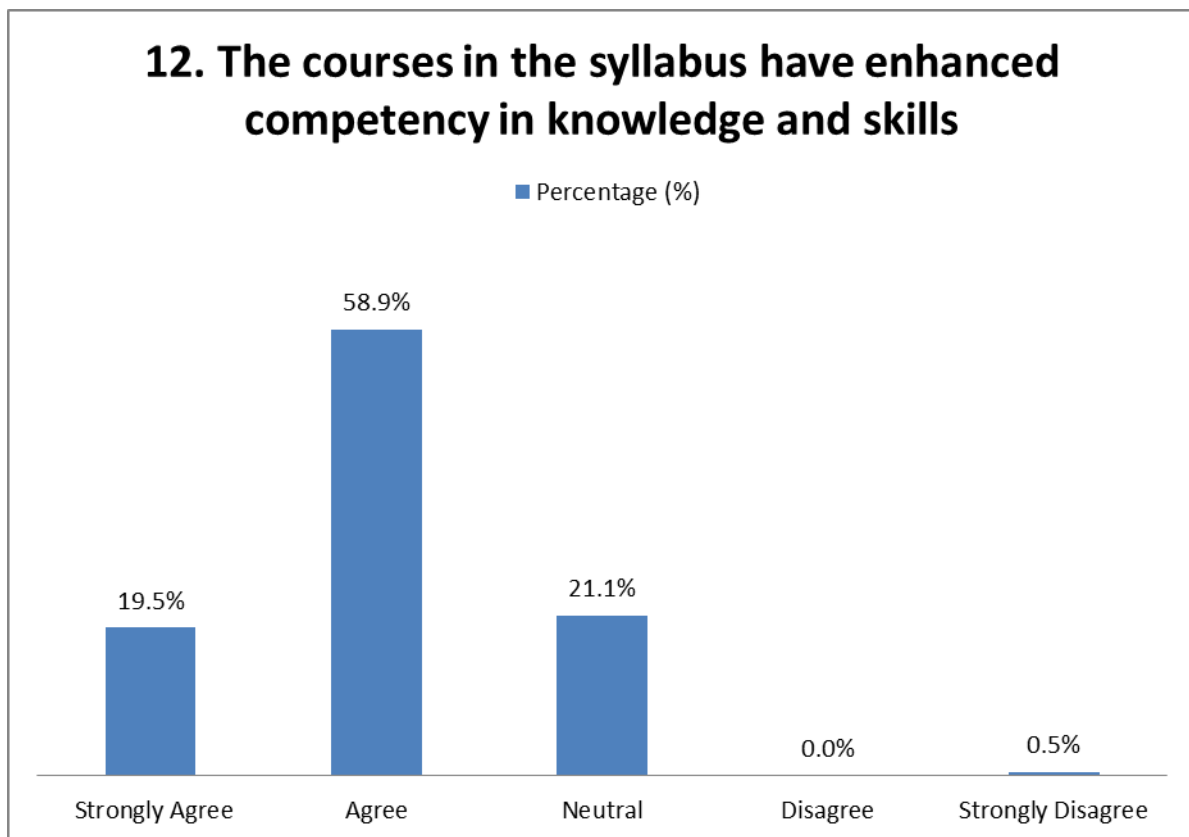


Figure 12: Whether the courses in the syllabus have enhanced competency in knowledge and skills

From figure 12 it is revealed that out of 190 students, 19.5% of students strongly agree that the courses in the syllabus have enhanced competency in knowledge and skills , 58.9% are agree on it, 21.1% neutral, 0.0% disagree and 0.5% strong disagree on it.



13. Topics concentrated in the curriculum can facilitate quality performance of the student in the work environment

| Particulars | Percentage (%) | Frequency (Nos.) |
|-------------------|----------------|------------------|
| Strongly Agree | 16.8% | 32 |
| Agree | 61.3% | 117 |
| Neutral | 21.5% | 41 |
| Disagree | 0.0% | 0 |
| Strongly Disagree | 0.5% | 1 |
| Total | 100% | 191 |

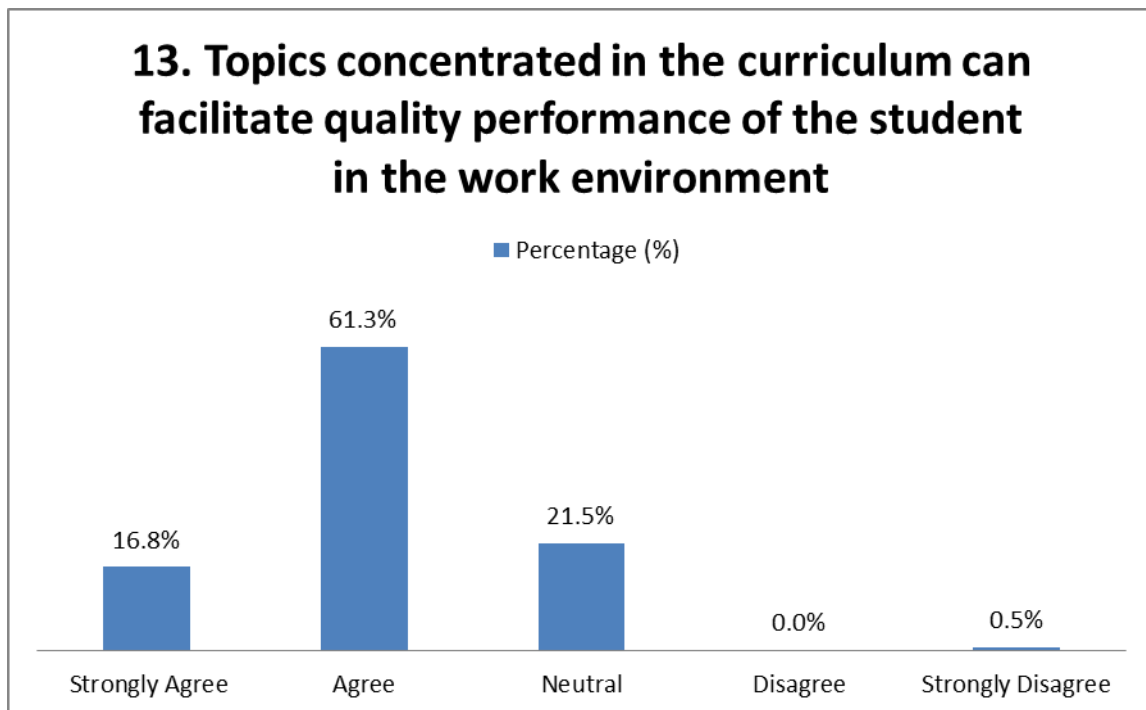


Figure 13: Whether the topics concentrated in the curriculum can facilitate quality performance of the student in the work environment

From figure 13 it is revealed that out of 191 students, 16.8% of students strongly agree that the topics concentrated in the curriculum can facilitate quality performance of the student in the work environment, 61.3% are agree on it, 21.5% neutral, 0.0% disagree and 0.5% strong disagree on it.



14. The curriculum sufficiently trains the student in meeting the demands of reputed national and international universities

| Particulars | Percentage (%) | Frequency (Nos.) |
|-------------------|----------------|------------------|
| Strongly Agree | 18.8% | 36 |
| Agree | 53.4% | 102 |
| Neutral | 24.6% | 47 |
| Disagree | 2.1% | 4 |
| Strongly Disagree | 1.0% | 2 |
| Total | 100% | 191 |

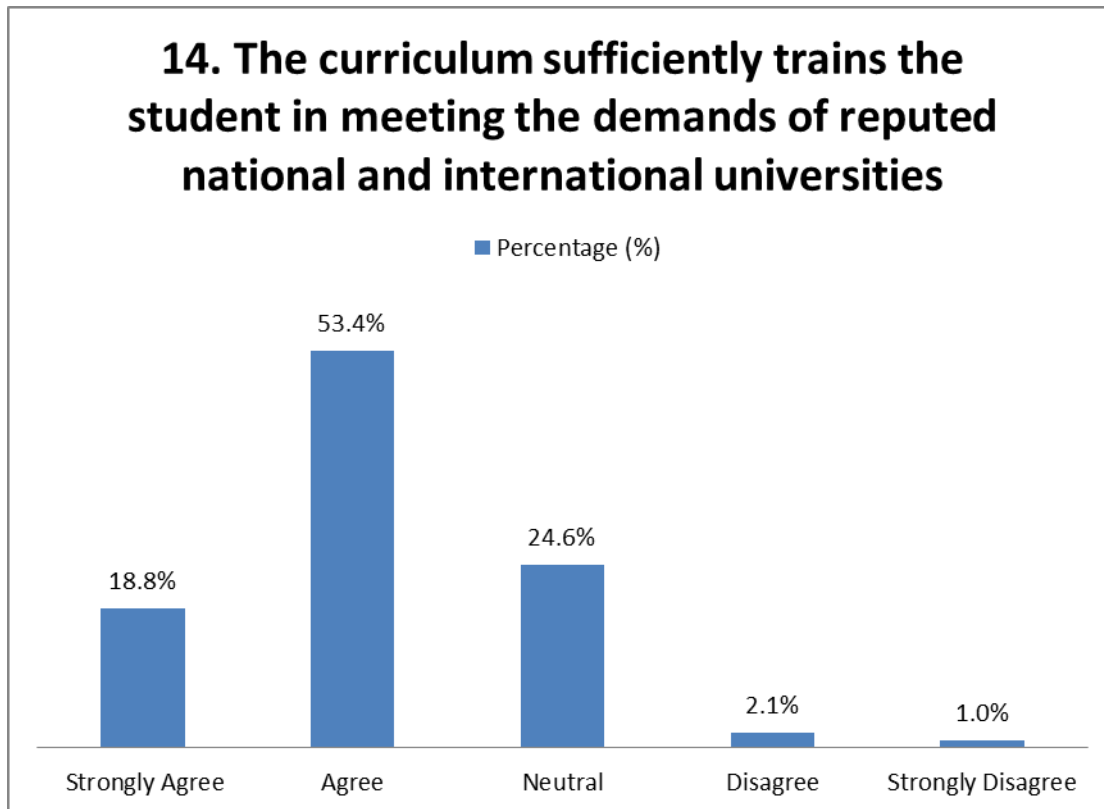



Figure 14: Whether the curriculum sufficiently trains the student in meeting the demands of reputed national and international universities

From figure 14 it is revealed that out of 191 students, 18.8% of students strongly agree that the curriculum sufficiently trains the student in meeting the demands of reputed national and international universities, 53.4% are agree on it, 24.6% neutral, 2.1% disagree and 1.0% strong disagree on it.




PRINCIPAL
DON BOSCO COLLEGE
JOLLANG-ITANAGAR
ARUNACHAL PRADESH