




**Criterion** : 2 – Teaching, Learning and Evaluation


**Key Indicator** : 2.6 Students Performance and Learning Outcome


**Metric** : 2.6.3

**Year** : 2016 - 2021



### 2.6.3 Average pass percentage of Students during last five years.

Sl. No.	Supporting Documents	Relevant Link
1.	Annual Report of the College	






**Criterion** : 2 – Teaching, Learning and Evaluation


**Key Indicator** : 2.6 Students Performance and Learning Outcome

**Metric** : 2.6.3

**Year** : 2016 - 2021



### 2.6.3 Average pass percentage of Students during last five years.

Sl. No.	Supporting Documents	Relevant Link
1.	Students Appeared in Final Examination	
2.	Students Passed in Final Examination	